

Small

Fox Plush

Sewing Pattern



Learn Create Sew

copyright © LearnCreateSew.com 2019

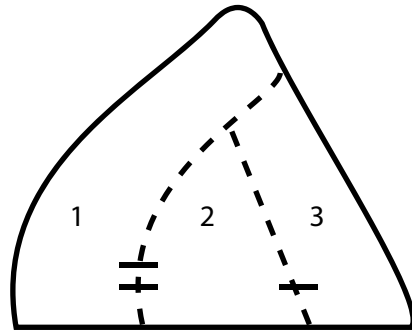


Small

Fox Plush


Seam allowance *NOT* included

You can use the foot pattern for the arms if desired. If you choose to do so Cut 4 instead of 2 and disregard the arm pattern.



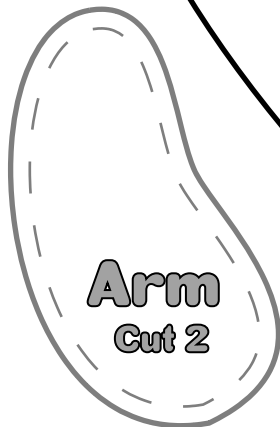
Ear

Cut 2 Full
Cut 2 Pieced

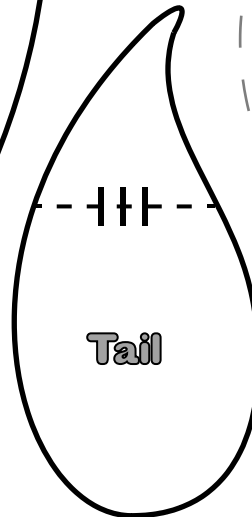


Body

Cut 3 Full (Orange)
Cut 1 Top (Orange)
Cut 1 Bottom (White)



Arm
Cut 2




Tail

Tail
Cut 1 Top (White)
Cut 1 Bottom (Orange)



**Tail
Placement
Stitch
Guide**



Small Felt Flower (Optional) - Cut 1
Seam Allowance Included. Cut fabric on line.

You can choose long or round arms for your Fox